




# Hands-On Numbers


P  
Preschool



ZER\_\_



THR\_\_E



F\_\_VE



NIN\_\_



E\_\_GHT



# Table of Contents

---

## Hands-On Numbers

Number Puzzle: "0"

Number Puzzle: "1"

Number Puzzle: "2"

Number Puzzle: "3"

Number Puzzle: "4"

Number Puzzle: "5"

Number Puzzle: "6"

Number Puzzle: "7"

Number Puzzle: "8"

Number Puzzle: "9"

Number "Ten" Puzzle


Counting to Ten

Spelling Numbers

*Certificate of Completion*

Want more workbooks? Join Education.com Plus to save time and money.  
<http://www.education.com/education-plus/>


Cut out the pieces and glue them together to make the number 0





Cut out the pieces and glue them together to make the number 1




Cut out the pieces and glue them together to make the number 2




Cut out the pieces and glue them together to make the number 3



Cut out the pieces and glue them together to make the number 4




Cut out the pieces and glue them together to make the number 5








Cut out the pieces and glue them together to make the number 6



Cut out the pieces and glue them together to make the number 7



Cut out the pieces and glue them together to make the number 8




Cut out the pieces and glue them together to make the number 9



# Number 10

Cut the puzzle into squares, mix up the pieces, and have fun with the Number 10!



# Counting to Ten

Cut out the numbers and place them in numerical order.



# Spelling Numbers

Fill in the missing letter to spell the number shown.



\_\_NE



TW\_\_



THR\_\_E



FO\_\_R



F\_\_VE



S\_\_X



S\_\_VEN



E\_\_GHT



NIN\_\_



T\_\_N

Great job!

---

is an Education.com math superstar

